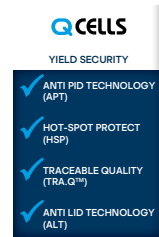


Q.PEAK DUO BLK-G6+ 330-345

ENDURING HIGH
PERFORMANCE



Q.ANTUM TECHNOLOGY: LOW LEVELISED COST OF ELECTRICITY

Higher yield per surface area, lower BOS costs, higher power classes, and an efficiency rate of up to 19.5%.



INNOVATIVE ALL-WEATHER TECHNOLOGY

Optimal yields, whatever the weather with excellent low-light and temperature behaviour.



ENDURING HIGH PERFORMANCE

Long-term yield security with Anti LID Technology, Anti PID Technology¹, Hot-Spot Protect and Traceable Quality Tra.Q™.



EXTREME WEATHER RATING

High-tech aluminium alloy frame, certified for high snow (5400 Pa) and wind loads (4000 Pa).



A RELIABLE INVESTMENT

Inclusive 25-year product warranty and 25-year linear performance warranty².



STATE OF THE ART MODULE TECHNOLOGY

Q.ANTUM DUO combines cutting edge cell separation and innovative wiring with Q.ANTUM Technology.

¹ APT test conditions according to IEC/TS 62804-1:2015, method B (-1500V, 168h)

² See data sheet on rear for further information.

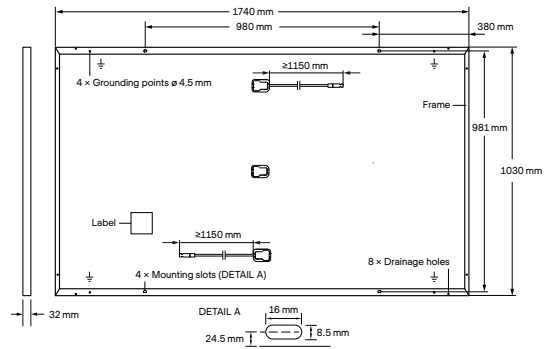
THE IDEAL SOLUTION FOR:



Rooftop arrays on
residential buildings

MECHANICAL SPECIFICATION

Format	1740 mm × 1030 mm × 32 mm (including frame)
Weight	19.9 kg
Front Cover	3.2 mm thermally pre-stressed glass with anti-reflection technology
Back Cover	Composite film
Frame	Black anodised aluminium
Cell	6 × 20 monocrystalline Q.ANTUM solar half cells
Junction box	53-101 mm × 32-60 mm × 15-18 mm Protection class IP67, with bypass diodes
Cable	4 mm ² Solar cable; (+) ≥ 1150 mm, (-) ≥ 1150 mm
Connector	Stäubli MC4; IP68

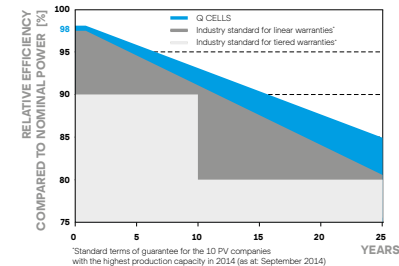


ELECTRICAL CHARACTERISTICS

POWER CLASS			330	335	340	345
MINIMUM PERFORMANCE AT STANDARD TEST CONDITIONS, STC ¹ (POWER TOLERANCE +5 W / -0 W)						
Minimum	Power at MPP ¹	P_{MPP} [W]	330	335	340	345
	Short Circuit Current ¹	I_{SC} [A]	10.41	10.47	10.52	10.58
	Open Circuit Voltage ¹	V_{OC} [V]	40.15	40.41	40.66	40.92
	Current at MPP	I_{MPP} [A]	9.91	9.97	10.02	10.07
	Voltage at MPP	V_{MPP} [V]	33.29	33.62	33.94	34.25
	Efficiency ¹	η [%]	≥ 18.4	≥ 18.7	≥ 19.0	≥ 19.3
MINIMUM PERFORMANCE AT NORMAL OPERATING CONDITIONS, NMOT ²						
Minimum	Power at MPP	P_{MPP} [W]	247.0	250.7	254.5	258.2
	Short Circuit Current	I_{SC} [A]	8.39	8.43	8.48	8.52
	Open Circuit Voltage	V_{OC} [V]	37.86	38.10	38.34	38.59
	Current at MPP	I_{MPP} [A]	7.80	7.84	7.89	7.93
	Voltage at MPP	V_{MPP} [V]	31.66	31.97	32.27	32.57

¹Measurement tolerances $P_{MPP} \pm 3\%$; I_{SC} ; $V_{OC} \pm 5\%$ at STC: 1000 W/m², 25 ± 2°C, AM 1.5 according to IEC 60904-3 • ²800 W/m², NMOT, spectrum AM 1.5

Q CELLS PERFORMANCE WARRANTY

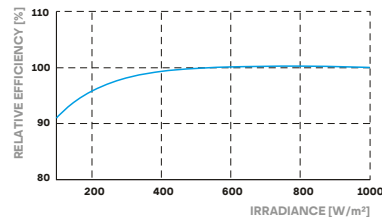


¹Standard terms of guarantee for the 10 PV companies with the highest production capacity in 2014 (as at September 2014)

At least 98% of nominal power during first year. Thereafter max. 0.54% degradation per year. At least 93.1% of nominal power up to 10 years. At least 85% of nominal power up to 25 years.

All data within measurement tolerances. Full warranties in accordance with the warranty terms of the Q CELLS sales organisation of your respective country.

PERFORMANCE AT LOW IRRADIANCE



Typical module performance under low irradiance conditions in comparison to STC conditions (25°C, 1000 W/m²).

TEMPERATURE COEFFICIENTS

Temperature Coefficient of I_{SC}	α [%/K]	+0.04	Temperature Coefficient of V_{OC}	β [%/K]	-0.27
Temperature Coefficient of P_{MPP}	γ [%/K]	-0.36	Normal Module Operating Temperature	NMOT [°C]	43 ± 3

PROPERTIES FOR SYSTEM DESIGN

Maximum System Voltage	V_{SYS} [V]	1000	Safety Class	II
Maximum Reverse Current	I_R [A]	20	Fire Rating based on ANSI / UL 1703	C
Max. Design Load, Push / Pull	[Pa]	3600 / 2667	Permitted Module Temperature on Continuous Duty	-40°C - +85°C
Max. Test Load, Push / Pull	[Pa]	5400 / 4000		

QUALIFICATIONS AND CERTIFICATES

VDE Quality Tested, IEC 61215:2016; IEC 61730:2016, Application Class II;
This data sheet complies with DIN EN 50380.



PACKAGING INFORMATION

Number of Modules per Pallet	32
Number of Pallets per Trailer (24t)	28
Number of Pallets per 40' HC-Container (26t)	24
Pallet Dimensions (L × W × H)	1815 × 1150 × 1220 mm
Pallet Weight	683 kg

Note: Installation instructions must be followed. See the installation and operating manual or contact our technical service department for further information on approved installation and use of this product.

Hanwha Q CELLS GmbH

Sonnenallee 17-21, 06766 Bitterfeld-Wolfen, Germany | TEL +49 (0)3494 66 99-23444 | FAX +49 (0)3494 66 99-23000 | EMAIL sales@q-cells.com | WEB www.q-cells.com